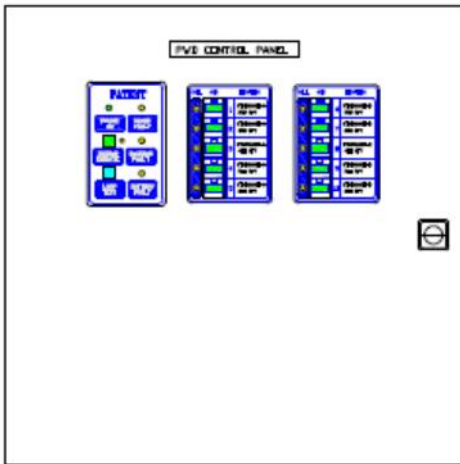
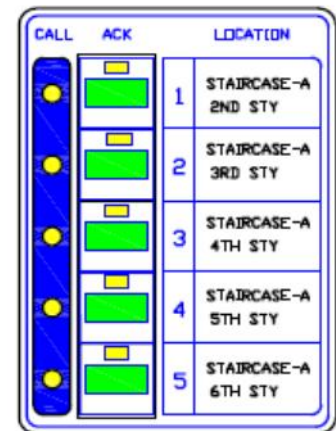
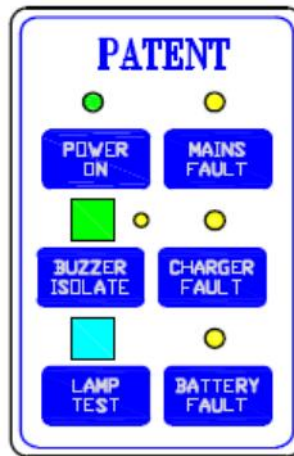


# PATENT - PWD Alert Alarm System

## PWD Control Panel



## PWD Panel Controls



## Features of **PATENT** PWD Alert System

PWD Alert System consists of the PWD Alert Panel and Distress Buttons.

PWD Alert Panel is located at any 24-hourly manned station, preferable at the FCC.

Distress Buttons are located at accessible positions at the designated Holding Points.

Re-assuring acknowledgement signal from the manned station that assistance will be forthcoming.

## PWD Alert Panel

- "System Fault" LED indicator will light up when panel is in fault condition.
- Panel is equipped with dedicated power supply and standby batteries.
- "Power On" LED indicates that power is present.
- An external horn / strobe can be fitted if required.

## PWD Distress Buttons

- Distress Buttons are to facilitate calls for assistance.
- Built-in **Red** indicator within the button will light up at Distress Button to show that the distress signal has been successfully sent from the holding points when pressed.
- Built-in **YELLOW** indicator within the button will light up at Distress Button to show that the signal has been duly acknowledged at the manned station and help is on its way.



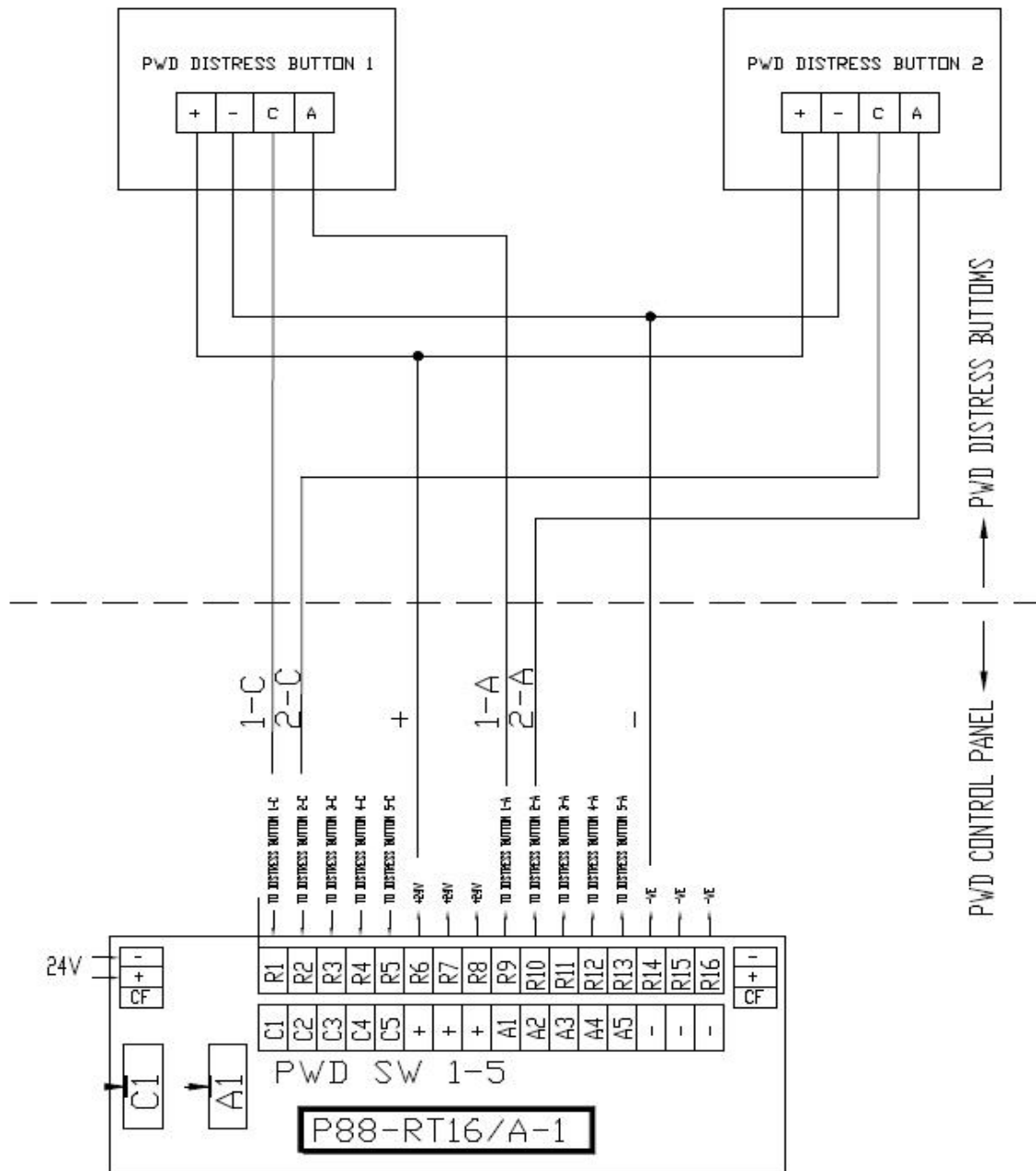
## PWD Distress Button



Emergency Call



Help Coming



**Main input voltage:** 230 VAC

**Battery:** 2 x 12V – 2.3AH (minimum)

**IP Rating:** IP30

**Number of zones:** 5 to 120

**Operating DC Voltage:** 21 to 32 VDC

**Operating Temperature:** 10 to 40 Deg C

All rights reserved. Specifications are subject to change without notice.

For more information, contact us at [sales@patent.com.sg](mailto:sales@patent.com.sg)

PWD-V0-25.03.2021

**PATENT**